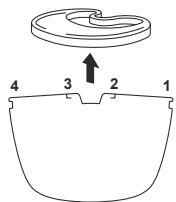
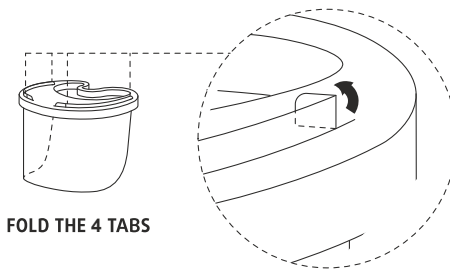
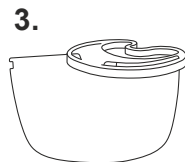
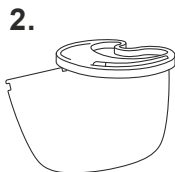


ASSEMBLY INSTRUCTIONS

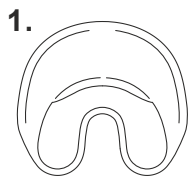


ENTER THE TABS IN THE FOLLOWING ORDER

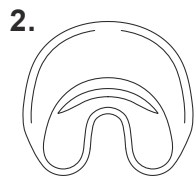


FOLD THE 4 TABS

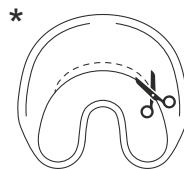
THE HEADBAND HAS TWO SIZES



ORIGINAL SIZE



BIGGER SIZE
BREAK MANUALLY THE PIECE OF FOAM BY THE 3 POINTS



IF A LARGER SIZE IS STILL NECESSARY,
THE FOAM CAN BE CUT WITH SCISSORS OR A KNIFE

